

Wag!



Jack-o-Lantern Templates

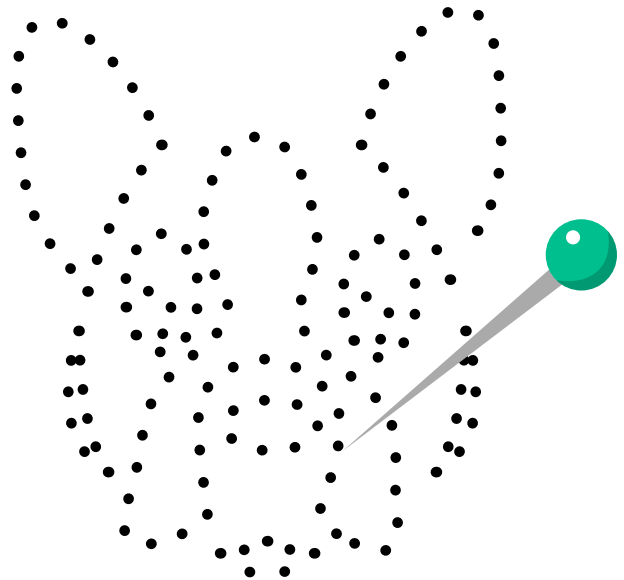
Instructions

Step 1: Print out PDF

Step 2: Pin or tape printout to desired pumpkin

Step 3: Use a pin or sharp object to poke holes around the guide lines

Step 4: Carve along dotted lines

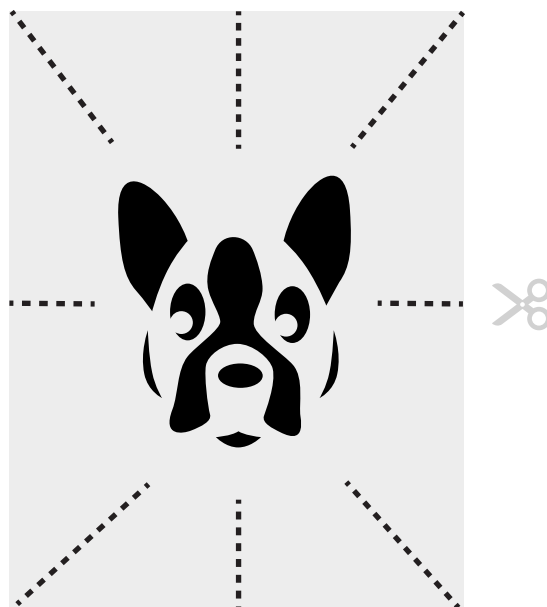


Helpful Tips

Tip 1: Cut lines around printout to help bend to the form of the pumpkin

Tip 2: Cut the noses out first since the surrounding shapes can be kind of delicate

Tip 3: Dog paw template is much easier to do than the dog faces, so you might want to practice with that one first





Boston Terrier - Large



Boston Terrier - Medium



Boston Terrier - Small



Boston Terrier - Tiny



Dog Paw- Large




Dog Paw - Medium




Dog Paw - Small






Goofy Dog- Large



Goofy Dog - Medium



Goofy Dog - Small



Goofy Dog - Tiny